

**MUNICIPAL CORPORATION OF GREATER MUMBAI**

**CHIEF ENGINEER (SOLID WASTE MANAGEMENT) DEPTT.**

क्र. 349.अ. / 1813  
11/8/15

Office of the Chief Engineer (SWM)  
Love Grove Complex,  
89, Dr. Annie Besant Road,  
Worli,  
**Mumbai - 400 018.**

Tel. No.: 022-24945186 / 24955436

To,  
The Member Secretary,  
S.E.I.A.A.  
Environment Department,  
Government of Maharashtra,  
15<sup>th</sup> floor, New Adm. Building,  
Mantralaya,  
**Mumbai - 400 032.**

Sub: Submission of hard copy of Environmental Statement Form-V in respect of the stipulated prior environment clearance terms & conditions in the revised Environmental clearance (E.C.) accorded for modernization of MSW processing & disposal facility of capacity 4000 TPD - 7500 TPD at Kanjur, Mumbai.

Ref: Revised Environmental Clearance issued by State Level Environmental Impact Assessment Authority (SEIAA) vide no. SEAC-2014/CR-162/TC2 dtd 05.12.2014.

Sir,

This has reference to the conditions of revised Environmental Clearance issued for proposed modernization of MSW processing & disposal facility of capacity 4000 TPD- 7500 TPD at Kanjur, Mumbai.

In this context, the MCGM is hereby submitting the hard copy of Environmental Statement Form-V in respect of the stipulated prior environment clearance terms & conditions in the revised Environmental clearance (E.C.) accorded for modernization of MSW processing & disposal facility of capacity 4000 TPD - 7500 TPD at Kanjur, Mumbai.

Submitted please.

Yours faithfully,

*[Signature]*  
Chief Engineer (SWM)

ANNEXURE

ENVIRONMENTAL STATEMENT FORM-V  
(See rule 14)

Environmental Statement for the financial year ending with 31<sup>st</sup> March 2015

PART-A

i. Name and address of the owner/occupier of the industry operation or process.

Municipal Corporation of Greater Mumbai  
Integrated Solid Waste Management Site, Off Eastern Express  
Highway, near Kannamwar Nagar, Kanjur (E), Mumbai 400 042

Operator - M/s Antony Lara Enviro Solutions Pvt. Ltd.

ii. Industry category Primary-(STC Code) Secondary- (STC Code): N.A.

iii. Production category - Units. -7500 Tons/Day

iv. Year of establishment -2009

v. Date of the last environmental statement submitted. N. A.

PART-B

**Water and River Material Consumption**

i. Water consumption in m<sup>3</sup>/d

Process: 0.75 m<sup>3</sup>/d (Spraying of Bio-wish to minimise the odour nuisance)

Cooling: Nil

Domestic: 85 (staff and workers) × 80 Ltrs/day= 6.8 m<sup>3</sup>/d



i) Name of Products	Process water consumption per unit of products	
	During the Previous financial year April 2013-March 2014	During the current financial year April 2014- March 2015
1. Composted Material (Soil conditioner)	N.A.	N.A.

ii. Raw material consumption

Name of raw materials*	Name of Products	Consumption of raw material per unit of output	
		During the previous financial year April 2013-March 2014	During the current financial year April 2014-March 2015
Municipal Solid Waste	Composted Material (Soil conditioner)	Nil	16,671.974 tons

\*Industry may use codes if disclosing details of raw material would violate contractual obligations, otherwise all industries have to name the raw materials used.

PART-C

Pollution discharged to environment/unit of output

(Parameter as specified in the consent issued)

Pollutants	Quantity of Pollutants discharged (mass/day)	Concentration of Pollutants discharged mass/volume	Percentage of variation from prescribed standards with reasons.
(a) Water	Nil	Nil	Nil
(b) Air	Nil	Nil	Nil

PART-D

HAZARDOUS WASTES

As specified under Hazardous Wastes (Management & Handling )Rules, 1989.

Hazardous Wastes	Total Quantity (Kg)	
	During the previous financial year April 2013- March 2014	During the current financial year April 2014- March 2015
1.From Process	Nil	Nil
2.From Pollution Control Facilities	Nil	Nil

PART - E

SOLID WASTES

	Total Quantity (Kg)	
	During the previous financial year April 2013- March 2014	During the current financial year April 2014-March 2015
a. From process	Nil	Nil
b.From Pollution Control Facility	Nil	Nil
c. (1)Quantity recycled or re-utilised within the unit.	Nil	Nil
(2) Sold Plastics	Nil	Nil
Non- ferrous	Nil	Nil
..(3) Disposed Land filled material	Nil	Nil



#### PART - F

Please specify the characteristics (in terms of concentration and quantum) of hazardous as well as solid wastes and indicate disposal practice adopted for both these categories of wastes.

Hazardous waste is not generated or received at this Integrated Solid Waste Management Site at Kanjur.

The Municipal Solid Waste is received for Bio reactor Landfill having characteristics as below-

Characteristics of solid waste:

1)	Debris -sand, silt,stone and bricks	14.93%
2)	Recyclables-Plastics,paper, thermocoal, rubber, leather, glass, metals	19.94%
3)	Wet Organic material- vegetable market waste, canteen hotel waste, suitable for composting	52.12.%
4)	Dry organic material	13.01%
5)	C : N ratio	. 30

#### PART-G

Impact of the pollution control measures taken on conservation of natural resources and consequently on the cost of production.

Conservation of natural resources-

Due to closed land-filling, the emission of green gas gases in to environment is controlled and smell nuisance is minimized, thus adverse impact on air quality is minimized. leachate generated in bio-composting is recycled & sprayed scientifically inside stacked material for effective, speedy bio-composting & increase in methane gas production. The arrangement of leachet collection in impervious pond followed by its treatment in full fledge ETP will help in conservation of surface water & ground water in surrounding area.

Impact of abatement measures on cost of production is yet to be established. On completion of one year, adequate data will be available for such analysis.

PART - H

Additional measures/investment proposal for environmental protection including abatement of pollution.

Mangroves Plantation is carried out in the demarked land as per Environment Clearance conditions.

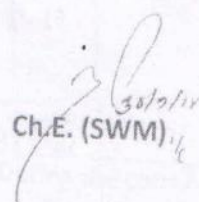
Buffering zone of 500Mts. is proposed in Development Plan for maintaining safe distance from near by human habitation.

For proper controlled combustion of gases from landfill arrangement of gases collection with flare system is under erection. When adequate gas quantity will be generated, it is proposed to utilize for co-generation of power.

PART - I

MISCELLANEOUS:

Any other particulars in respect of environmental protection and abatement of pollution. Green house gases emission control and Smell nuisance control, recycle of carbon from solid waste in soil, will help in improving quality of the environment.

  
30/12/14  
Ch.E. (SWM) 1/6



**MUNICIPAL CORPORATION OF GREATER MUMBAI**

**CHIEF ENGINEER (SOLID WASTE MANAGEMENT) DEPTT.**

क्र. उपप्र.अ. / 1813 / प्र.क.व. / पकल्प / दिनांक  
11/7/15

Office of the Chief Engineer (SWM)

Love Grove Complex,

89, Dr. Annie Besant Road,

Worli,

**Mumbai - 400 018.**

Tel. No.: 022-24945186 / 24955436

To,

**The Member Secretary,**

Maharashtra Pollution Control Board,

Kalpataru Point, 2<sup>nd</sup>, 3<sup>rd</sup>, & 4<sup>th</sup> floor,

Opp. Cine Planet,

Near Sion Circle,

Sion (East),

**Mumbai-400 022.**

Sub: Submission of hard copy of Environmental Statement Form-V in respect of the stipulated prior environment clearance terms & conditions in the revised Environmental clearance (E.C.) accorded for modernization of MSW processing & disposal facility of capacity 4000 TPD - 7500 TPD at Kanjur, Mumbai.

Ref: Revised Environmental Clearance issued by State Level Environmental Impact Assessment Authority (SEIAA) vide no. SEAC-2014/CR-162/TC2 dtd 05.12.2014.


Sir,

This has reference to the conditions of revised Environmental Clearance issued for proposed modernization of MSW processing & disposal facility of capacity 4000 TPD- 7500 TPD at Kanjur, Mumbai.

In this context, the MCGM is hereby submitting the hard copy of Environmental Statement Form-V in respect of the stipulated prior environment clearance terms & conditions in the revised Environmental clearance (E.C.) accorded for modernization of MSW processing & disposal facility of capacity 4000 TPD - 7500 TPD at Kanjur, Mumbai.

Submitted please.

Yours faithfully,

  
Chief Engineer (SWM) /c

ANNEXURE

ENVIRONMENTAL STATEMENT FORM-V  
(See rule 14)

Environmental Statement for the financial year ending with 31<sup>st</sup> March 2015

PART-A

i. Name and address of the owner/occupier of the industry operation or process.

Municipal Corporation of Greater Mumbai  
Integrated Solid Waste Management Site, Off Eastern Express  
Highway, near Kannamwar Nagar, Kanjur (E), Mumbai 400 042

Operator - M/s Antony Lara Enviro Solutions Pvt. Ltd.

ii. Industry category Primary-(STC Code) Secondary- (STC Code): N.A.

iii. Production category – Units. -7500 Tons/Day

iv. Year of establishment -2009

v. Date of the last environmental statement submitted. N. A.

PART-B

**Water and River Material Consumption**

i. Water consumption in m<sup>3</sup>/d

Process: 0.75 m<sup>3</sup>/d (Spraying of Bio-wish to minimise the odour nuisance)

Cooling: Nil

Domestic: 85 (staff and workers) × 80 Ltrs/day= 6.8 m<sup>3</sup>/d



i) Name of Products	Process water consumption per unit of products	
	During the Previous financial year April 2013-March 2014	During the current financial year April 2014- March 2015
1. Composted Material (Soil conditioner)	N.A.	N.A.

ii. Raw material consumption

Name of raw materials*	Name of Products	Consumption of raw material per unit of output	
		During the previous financial year April 2013-March 2014	During the current financial year April 2014-March 2015
Municipal Solid Waste	Composted Material (Soil conditioner)	Nil	16,671.974 tons

\*Industry may use codes if disclosing details of raw material would violate contractual obligations, otherwise all industries have to name the raw materials used.

PART-C

Pollution discharged to environment/unit of output  
(Parameter as specified in the consent issued)

Pollutants	Quantity of Poilutants discharged (mass/day)	Concentration of Pollutants discharged mass/volume	Percentage of variation from prescribed standards with reasons.
(a) Water	Nil	Nil	Nil
(b) Air	Nil	Nil	Nil

PART-D

HAZARDOUS WASTES

As specified under Hazardous Wastes (Management & Handling) Rules, 1989.

Hazardous Wastes	Total Quantity (Kg)	
	During the previous financial year April 2013- March 2014	During the current financial year April 2014- March 2015
1.From Process	Nil	Nil
2.From Pollution Control Facilities	Nil	Nil

PART - E

SOLID WASTES

	Total Quantity (Kg)	
	During the previous financial year April 2013- March 2014	During the current financial year April 2014- March 2015
a. From process	Nil	Nil
b.From Pollution Control Facility	Nil	Nil
c. (1) Quantity recycled or re-utilised within the unit.	Nil	Nil
(2) Sold Plastics	Nil	Nil
Non- ferrous	Nil	Nil
(3) Disposed Land filled material	Nil	Nil



#### PART - F

Please specify the characteristics (in terms of concentration and quantum) of hazardous as well as solid wastes and indicate disposal practice adopted for both these categories of wastes.

Hazardous waste is not generated or received at this Integrated Solid Waste Management Site at Kanjur.

The Municipal Solid Waste is received for Bio reactor Landfill having characteristics as below-

Characteristics of solid waste:

1)	Debris -sand, silt,stone and bricks	14.93%
2)	Recyclables-Plastics,paper, thermocoal, rubber, leather, glass, metals	19.94%
3)	Wet Organic material- vegetable market waste, canteen hotel waste, suitable for composting	52.12.%
4)	Dry organic material	13.01%
5)	C : N ratio	30

#### PART-G

**Impact of the pollution control measures taken on conservation of natural resources and consequently on the cost of production.**

Conservation of natural resources-

Due to closed land-filling, the emission of green gas gases in to environment is controlled and smell nuisance is minimized, thus adverse impact on air quality is minimized.

leachate generated in bio-composting is recycled & sprayed scientifically inside stacked material for effective, speedy bio-composting & increase in methane gas production. The arrangement of leachet collection in impervious pond followed by its treatment in full fledge ETP will help in conservation of surface water & ground water in surrounding area.

Impact of abatement measures on cost of production is yet to be established. On completion of one year, adequate data will be available for such analysis.

PART - H

Additional measures/investment proposal for environmental protection including abatement of pollution.

Mangroves Plantation is carried out in the demarked land as per Environment Clearance conditions.

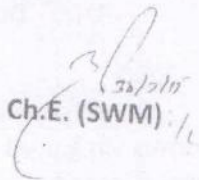
Buffering zone of 500Mts. is proposed in Development Plan for maintaining safe distance from near by human habitation.

For proper controlled combustion of gases from landfill arrangement of gases collection with flare system is under erection. When adequate gas quantity will be generated, it is proposed to utilize for co-generation of power.

PART -I

MISCELLANEOUS:

Any other particulars in respect of environmental protection and abatement of pollution. Green house gases emission control and Smell nuisance control, recycle of carbon from solid waste in soil, will help in improving quality of the environment.

  
Ch.E. (SWM) 11



**MUNICIPAL CORPORATION OF GREATER MUMBAI**

**CHIEF ENGINEER (SOLID WASTE MANAGEMENT) DEPTT.**

1813

11810

Office of the Chief Engineer (SWM)  
Love Grove Complex,  
89, Dr. Annie Besant Road,  
Worli,  
**Mumbai - 400 018.**  
Tel. No.: 022-24945186 /24955436

To,  
Scientist & Incharge,  
Central Pollution Control Board,  
Parivesh Bhavan,  
Opposite VMC ward office No.10,  
Shubanpura,  
**Vadodra- 390 023**

Sub: Submission of hard copy of Environmental Statement Form-V in respect of the stipulated prior environment clearance terms & conditions in the revised Environmental clearance (E.C.) accorded for modernization of MSW processing & disposal facility of capacity 4000 TPD - 7500 TPD at Kanjur, Mumbai.

Ref: Revised Environmental Clearance issued by State Level Environmental Impact Assessment Authority (SEIAA) vide no. SEAC-2014/CR-162/TC2 dtd 05.12.2014.


Sir,

This has reference to the conditions of revised Environmental Clearance issued for proposed modernization of MSW processing & disposal facility of capacity 4000 TPD- 7500 TPD at Kanjur, Mumbai.

In this context, the MCGM is hereby submitting the hard copy of Environmental Statement Form-V in respect of the stipulated prior environment clearance terms & conditions in the revised Environmental clearance (E.C.) accorded for modernization of MSW processing & disposal facility of capacity 4000 TPD - 7500 TPD at Kanjur, Mumbai.

Submitted please.

Yours faithfully,

  
Chief Engineer (SWM) /c

ANNEXURE

ENVIRONMENTAL STATEMENT FORM-V  
(See rule 14)

Environmental Statement for the financial year ending with 31<sup>st</sup> March 2015

PART-A

i. Name and address of the owner/occupier of the industry operation or process.

Municipal Corporation of Greater Mumbai  
Integrated Solid Waste Management Site, Off Eastern Express  
Highway, near Kannamwar Nagar, Kanjur (E), Mumbai 400 042

Operator - M/s Antony Lara Enviro Solutions Pvt. Ltd.

ii. Industry category Primary-(STC Code) Secondary- (STC Code): N.A.

iii. Production category – Units. -7500 Tons/Day

iv. Year of establishment -2009

v. Date of the last environmental statement submitted. N. A.

PART -B

**Water and River Material Consumption**

i. Water consumption in m<sup>3</sup>/d

Process: 0.75 m<sup>3</sup>/d (Spraying of Bio-wish to minimise the odour nuisance)

Cooling:-Nil

Domestic: 85 (staff and workers) × 80 Ltrs/day= 6.8 m<sup>3</sup>/d



i) Name of Products	Process water consumption per unit of products	
	During the Previous financial year April 2013-March 2014	During the current financial year April 2014- March 2015
1. Composted Material (Soil conditioner)	N.A.	N.A.

ii. Raw material consumption

Name of raw materials*	Name of Products	Consumption of raw material per unit of output	
		During the previous financial year April 2013-March 2014	During the current financial year April 2014-March 2015
Municipal Solid Waste	Composted Material (Soil conditioner)	Nil	16,671.974 tons

\*Industry\* may use codes if disclosing details of raw material would violate contractual obligations, otherwise all industries have to name the raw materials used.

**PART-C**

**Pollution discharged to environment/unit of output**  
(Parameter as specified in the consent issued)

Pollutants	Quantity of Pollutants discharged (mass/day)	Concentration of Pollutants discharged mass/volume	Percentage of variation from prescribed standards with reasons.
(a) Water	Nil	Nil	Nil
(b) Air	Nil	Nil	Nil

PART-D

HAZARDOUS WASTES

As specified under Hazardous Wastes (Management & Handling) Rules, 1989.

Hazardous Wastes	Total Quantity (Kg)	
	During the previous financial year April 2013- March 2014	During the current financial year April 2014- March 2015
1.From Process	Nil	Nil
2.From Pollution Control Facilities	Nil	Nil

PART - E

SOLID WASTES

	Total Quantity (Kg)	
	During the previous financial year April 2013- March 2014	During the current financial year April 2014-March 2015
a. From process	Nil	Nil
b.From Pollution Control Facility	Nil	Nil
c. (1) Quantity recycled or re-utilised within the unit.	Nil	Nil
(2) Sold Plastics	Nil	Nil
Non-ferrous	Nil	Nil
(3) Disposed Land filled material	Nil	Nil



#### PART - F

Please specify the characteristics (in terms of concentration and quantum) of hazardous as well as solid wastes and indicate disposal practice adopted for both these categories of wastes.

Hazardous waste is not generated or received at this Integrated Solid Waste Management Site at Kanjur.

The Municipal Solid Waste is received for Bio reactor Landfill having characteristics as below-

Characteristics of solid waste:

1)	Debris -sand, silt,stone and bricks	14.93%
2)	Recyclables-Plastics,paper, thermocoal, rubber, leather, glass, metals	19.94%
3)	Wet Organic material- vegetable market waste, canteen hotel waste, suitable for composting	52.12. %
4)	Dry organic material	13.01%
5)	C : N ratio	30

#### PART-G

Impact of the pollution control measures taken on conservation of natural resources and consequently on the cost of production.

Conservation of natural resources-

Due to closed land-filling, the emission of green gas gases in to environment is controlled and smell nuisance is minimized, thus adverse impact on air quality is minimized. leachate generated in bio-composting is recycled & sprayed scientifically inside stacked material for effective, speedy bio-composting & increase in methane gas production. The arrangement of leachet collection in impervious pond followed by its treatment in full fledge ETP will help in conservation of surface water & ground water in surrounding area.

Impact of abatement measures on cost of production is yet to be established. On completion of one year, adequate data will be available for such analysis.

PART - H

Additional measures/investment proposal for environmental protection including abatement of pollution.

Mangroves Plantation is carried out in the demarked land as per Environment Clearance conditions.

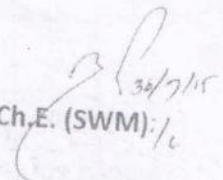
Buffering zone of 500Mts. is proposed in Development Plan for maintaining safe distance from near by human habitation.

For proper controlled combustion of gases from landfill arrangement of gases collection with flare system is under erection. When adequate gas quantity will be generated, it is proposed to utilize for co-generation of power.

PART - I

MISCELLANEOUS:

Any other particulars in respect of environmental protection and abatement of pollution. Green house gases emission control and Smell nuisance control, recycle of carbon from solid waste in soil, will help in improving quality of the environment.

  
30/7/15  
Ch.E. (SWM):/c



**MUNICIPAL CORPORATION OF GREATER MUMBAI**

**CHIEF ENGINEER (SOLID WASTE MANAGEMENT) DEPTT.**

1873

11715

Office of the Chief Engineer (SWM)

Love Grove Complex,

89, Dr. Annie Besant Road,

Worli,

**Mumbai - 400 018.**

Tel. No.: 022-24945186 /24955436

To,  
**Additional Principal Chief Conservator of Forests (C),**  
Ministry of Environment, Forest and Climate Change,  
Regional Office (WZ),  
E-5, Kendriya Paryavaran Bhawan,  
E-5 Arera Colony, Link Road-3,  
Ravishankar Nagar,  
**Bhopal - 462 016**

Sub: Submission of hard copy of Environmental Statement Form-V in respect of the stipulated prior environment clearance terms & conditions in the revised Environmental clearance (E.C.) accorded for modernization of MSW processing & disposal facility of capacity 4000 TPD - 7500 TPD at Kanjur, Mumbai.

Ref: Revised Environmental Clearance issued by State Level Environmental Impact Assessment Authority (SEIAA) vide no. SEAC-2014/CR-162/TC2 dtd 05.12.2014.

Sir,

This has reference to the conditions of revised Environmental Clearance issued for proposed modernization of MSW processing & disposal facility of capacity 4000 TPD - 7500 TPD at Kanjur, Mumbai.

In this context, the MCGM is hereby submitting the hard copy of Environmental Statement Form-V in respect of the stipulated prior environment clearance terms & conditions in the revised Environmental clearance (E.C.) accorded for modernization of MSW processing & disposal facility of capacity 4000 TPD - 7500 TPD at Kanjur, Mumbai.

Submitted please.

Yours faithfully,

3/30/17  
Chief Engineer (SWM) i/c

ANNEXURE

ENVIRONMENTAL STATEMENT FORM-V  
(See rule 14)

Environmental Statement for the financial year ending with 31<sup>st</sup> March 2015

PART-A

i. Name and address of the owner/occupier of the industry operation or process.

Municipal Corporation of Greater Mumbai  
Integrated Solid Waste Management Site, Off Eastern Express  
Highway, near Kannamwar Nagar, Kanjur (E), Mumbai 400 042

Operator - M/s Antony Lara Enviro Solutions Pvt. Ltd.

ii. Industry category Primary-(STC Code) Secondary- (STC Code): N.A.

iii. Production category – Units. -7500 Tons/Day

iv. Year of establishment -2009

v. Date of the last environmental statement submitted. N. A.

PART –B

**Water and River Material Consumption**

i. Water consumption in m<sup>3</sup>/d

Process: 0.75 m<sup>3</sup>/d (Spraying of Bio-wish to minimise the odour nuisance)

Cooling: Nil

Domestic: 85 (staff and workers) × 80 Ltrs/day= 6.8 m<sup>3</sup>/d



i) Name of Products	Process water consumption per unit of products	
	During the Previous financial year April 2013-March 2014	During the current financial year April 2014- March 2015
1. Composted Material (Soil conditioner)	N.A.	N.A.

ii. Raw material consumption

Name of raw materials*	Name of Products	Consumption of raw material per unit of output	
		During the previous financial year April 2013-March 2014	During the current financial year April 2014-March 2015
Municipal Solid Waste	Composted Material (Soil conditioner)	Nil	16,671.974.tons

\*Industry may use codes if disclosing details of raw material would violate contractual obligations, otherwise all industries have to name the raw materials used.

**PART-C**

**Pollution discharged to environment/unit of output**  
(Parameter as specified in the consent issued)

Pollutants	Quantity of Pollutants discharged (mass/day)	Concentration of Pollutants discharged mass/volume	Percentage of variation from prescribed standards with reasons.
(a) Water	Nil	Nil	Nil
(b) Air	Nil	Nil	Nil

PART-D

HAZARDOUS WASTES

As specified under Hazardous Wastes (Management & Handling) Rules, 1989.

Hazardous Wastes	Total Quantity (Kg)	
	During the previous financial year April 2013- March 2014	During the current financial year April 2014- March 2015
1.From Process	Nil	Nil
2.From Pollution Control Facilities	Nil	Nil

PART - E

SOLID WASTES

	Total Quantity (Kg)	
	During the previous financial year April 2013- March 2014	During the current financial year April 2014-March 2015
a. From process	Nil	Nil
b.From Pollution Control Facility	Nil	Nil
c. (1)Quantity recycled or re-utilised within the unit.	Nil	Nil
(2) Sold Plastics	Nil	Nil
Non-ferrous	Nil	Nil
(3) Disposed Land filled material	Nil	Nil



#### PART - F

Please specify the characteristics (in terms of concentration and quantum) of hazardous as well as solid wastes and indicate disposal practice adopted for both these categories of wastes.

Hazardous waste is not generated or received at this Integrated Solid Waste Management Site at Kanjur.

The Municipal Solid Waste is received for Bio reactor Landfill having characteristics as below-

Characteristics of solid waste:

1)	Debris -sand, silt,stone and bricks	14.93%
2)	Recyclables-Plastics,paper, thermocoal, rubber, leather, glass, metals	19.94%
3)	Wet Organic material- vegetable market waste, canteen hotel waste, suitable for composting	52.12%
4)	Dry organic material	13.01%
5)	C : N ratio	30

#### PART-G

**Impact of the pollution control measures taken on conservation of natural resources and consequently on the cost of production.**

Conservation of natural resources-

Due to closed land-filling, the emission of green gas gases in to environment is controlled and smell nuisance is minimized, thus adverse impact on air quality is minimized.

leachate generated in bio-composting is recycled & sprayed scientifically inside stacked material for effective, speedy bio-composting & increase in methane gas production. The arrangement of leachet collection in impervious pond followed by its treatment in full fledge ETP will help in conservation of surface water & ground water in surrounding area.

Impact of abatement measures on cost of production is yet to be established. On completion of one year, adequate data will be available for such analysis.

PART - H

Additional measures/investment proposal for environmental protection including abatement of pollution.

Mangroves Plantation is carried out in the demarked land as per Environment Clearance conditions.

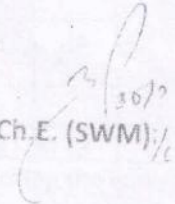
Buffering zone of 500Mts. is proposed in Development Plan for maintaining safe distance from near by human habitation.

For proper controlled combustion of gases from landfill arrangement of gases collection with flare system is under erection. When adequate gas quantity will be generated, it is proposed to utilize for co-generation of power.

PART - I

MISCELLANEOUS:

Any other particulars in respect of environmental protection and abatement of pollution. Green house gases emission control and Smell nuisance control, recycle of carbon from solid waste in soil, will help in improving quality of the environment.

  
Ch.E. (SWM) 1/2